



MEEA

MICHIGAN EDUCATION ASSOCIATION

COVID-19 Vaccine Survey

For Release to Media – Feb. 9, 2021

Fielded online via SurveyMonkey

Feb. 2-8, 2021

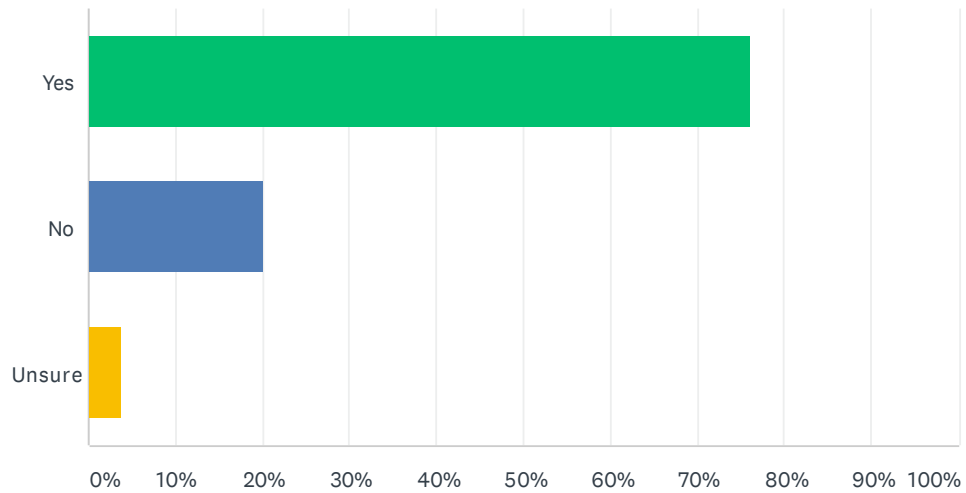
22,552 MEA member participants statewide

**Not a scientific sample, but geographically representative of MEA
membership across all Michigan counties**

Questions? Contact MEA Public Affairs at 517-337-5508.

Have you been contacted by your employer about arrangements to receive a a vaccine from your local health department?

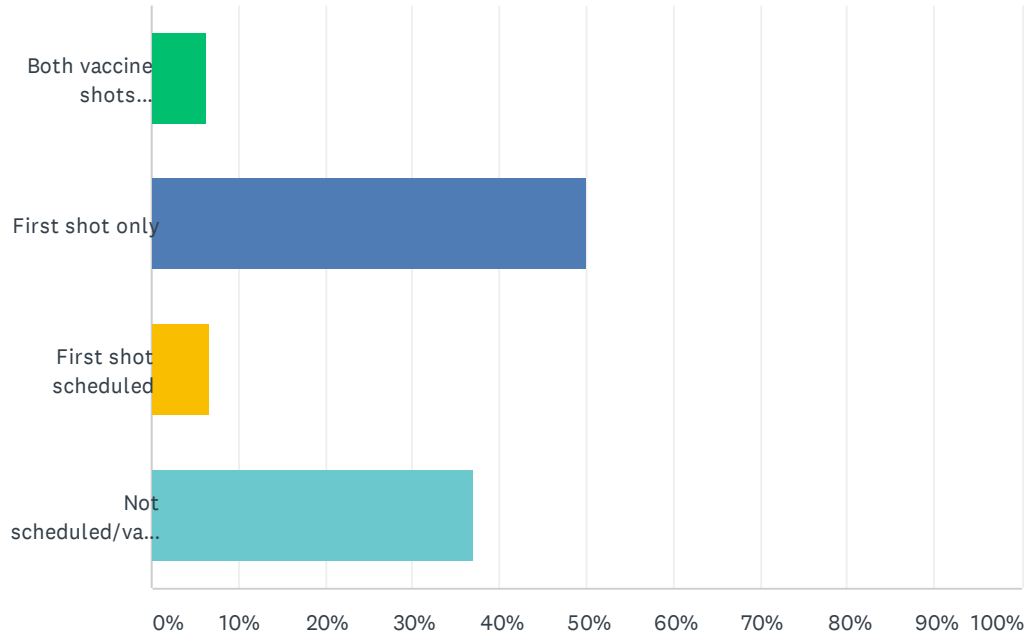
Answered: 21,822 Skipped: 730



ANSWER CHOICES		RESPONSES	
Yes		76.21%	16,630
No		20.06%	4,377
Unsure		3.73%	815
TOTAL			21,822

What is your current vaccination status?

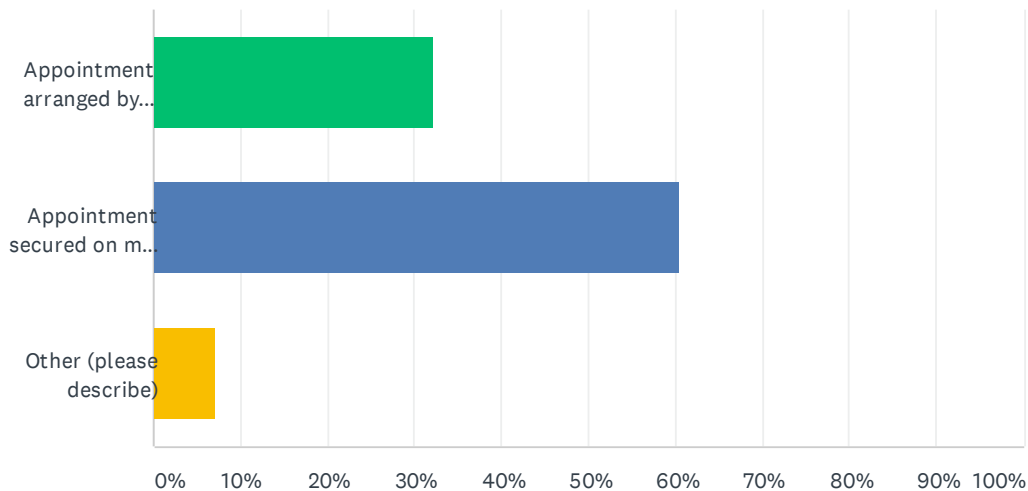
Answered: 21,822 Skipped: 730



ANSWER CHOICES	RESPONSES	
Both vaccine shots administered	6.35%	1,386
First shot only	50.01%	10,913
First shot scheduled	6.70%	1,463
Not scheduled/vaccinated	36.94%	8,060
TOTAL		21,822

How did you arrange to get your vaccine? (ASKED ONLY of those who had received/scheduled vaccine)

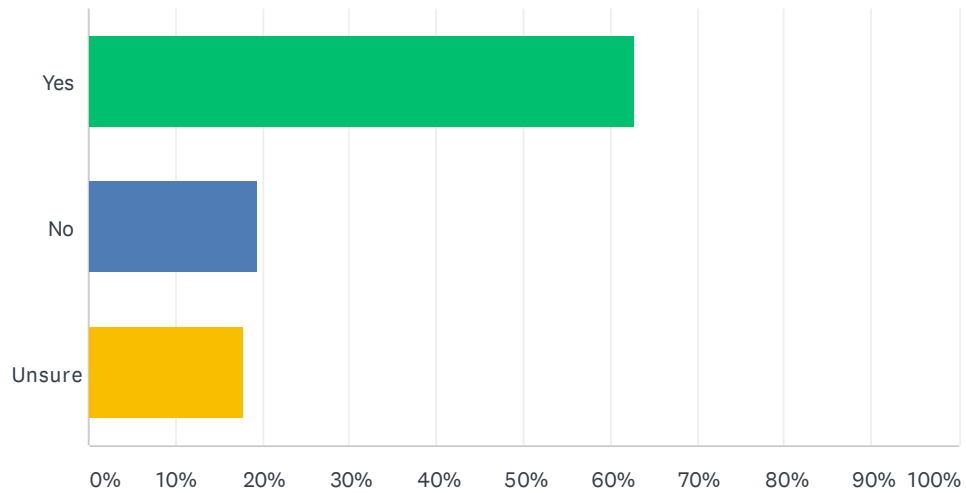
Answered: 13,707 Skipped: 8,845



ANSWER CHOICES	RESPONSES	
Appointment arranged by employer	32.26%	4,422
Appointment secured on my own	60.55%	8,299
Other (please describe)	7.19%	986
TOTAL		13,707

If you have not been vaccinated, will you get the vaccine when it becomes available for you? (ASKED ONLY of "Not scheduled/vaccinated")

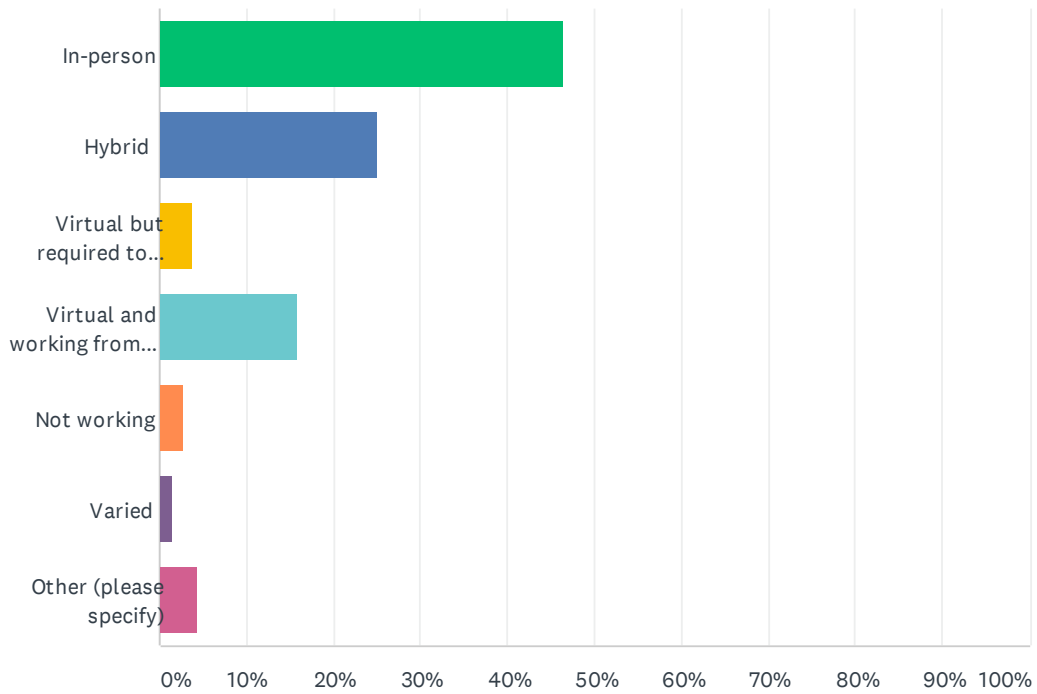
Answered: 8,005 Skipped: 14,547



ANSWER CHOICES	RESPONSES	
Yes	62.67%	5,017
No	19.51%	1,562
Unsure	17.81%	1,426
TOTAL		8,005

What is your CURRENT work method as of today's date?

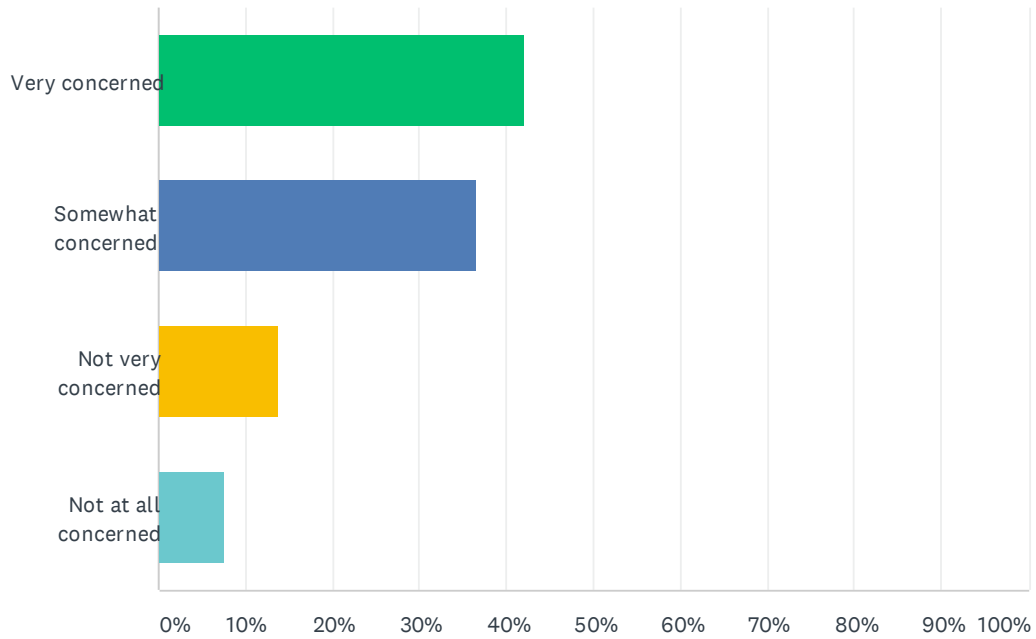
Answered: 21,571 Skipped: 981



ANSWER CHOICES	RESPONSES	
In-person	46.48%	10,027
Hybrid	25.19%	5,434
Virtual but required to report in perso	3.82%	824
Virtual and working from home	15.94%	3,439
Not working	2.76%	596
Varied	1.37%	296
Other (please specify)	4.43%	955
TOTAL		21,571

How concerned are you about the safety of in-person learning?

Answered: 21,235 Skipped: 1,317



ANSWER CHOICES	RESPONSES	
Very concerned	42.15%	8,950
Somewhat concerned	36.52%	7,755
Not very concerned	13.81%	2,932
Not at all concerned	7.53%	1,598
TOTAL		21,235

"What is your current vaccination status?"
 COMBINED "Both Shots/First Shot/Scheduled" vs. "Not Scheduled/Vaccinated"

BY COUNTY - Sorted by % combined vaccinated/scheduled

NOTE: Only counties with 100+ responses listed (all other counties aggregated at end of table,
 with statewide survey average)

	COMBINED vaccinated/scheduled		Not scheduled/vaccinated		Total Responses
Marquette	88.06%	118	11.94%	16	134
Clinton	86.09%	198	13.91%	32	230
Midland	84.48%	98	15.52%	18	116
Grand Traverse	84.00%	210	16.00%	40	250
Ionia	80.49%	99	19.51%	24	123
Kent	78.81%	1,127	21.19%	303	1,430
Shiawassee	78.81%	119	21.19%	32	151
Muskegon	75.75%	278	24.25%	89	367
Montcalm	75.26%	143	24.74%	47	190
Wayne	74.80%	1,419	25.20%	478	1,897
Calhoun	74.48%	251	25.52%	86	337
Emmet	73.58%	78	26.42%	28	106
Jackson	71.49%	321	28.51%	128	449
Eaton	69.69%	200	30.31%	87	287
Tuscola	68.33%	82	31.67%	38	120
Bay	68.05%	230	31.95%	108	338
St. Joseph	67.55%	102	32.45%	49	151
Oakland	67.05%	2,456	32.95%	1,207	3,663
Lapeer	66.09%	76	33.91%	39	115
Saginaw	64.65%	256	35.35%	140	396
St. Clair	64.16%	281	35.84%	157	438
Allegan	63.98%	222	36.02%	125	347
Ottawa	63.93%	390	36.07%	220	610
Ingham	63.47%	516	36.53%	297	813
Barry	62.05%	103	37.95%	63	166
Mecosta	60.94%	78	39.06%	50	128
Livingston	54.31%	334	45.69%	281	615
Lenawee	54.20%	129	45.80%	109	238
Macomb	53.99%	1,034	46.01%	881	1,915
Isabella	52.06%	101	47.94%	93	194
Monroe	49.63%	202	50.37%	205	407
Genesee	48.94%	370	51.06%	386	756
Berrien	45.96%	131	54.04%	154	285
Van Buren	43.21%	121	56.79%	159	280
Kalamazoo	31.86%	187	68.14%	400	587
Cass	27.36%	29	72.64%	77	106
Washtenaw	25.64%	331	74.36%	960	1,291
<i>All other counties</i>	74.72%	1,342	25.28%	454	1,796
Statewide Survey Averages	63.06%	13,762	36.94%	8,060	21,822