



















2026 MEA RA Assembly Hall

DELEGATE SEATING CHART

Kellogg Center, Big Ten ABC



- | | | | |
|--|--------------------------------|---|----------------------|
|  Region 2 | 44, 45, 49, 50, 54, 55 |  Region 11 | 4, 8 |
|  Region 3 | 34, 38, 39, 44 |  Region 12 | 36, 40, 56 |
|  Region 4 | 41 |  Region 13 | 29, 30 |
|  Region 5 | 11, 12, 16 |  Region 14 | 31, 32 |
|  Region 6 | 1, 2, 3, 5, 6, 7 |  Region 15 | 35 |
|  Region 7 | 42, 43, 46, 47, 48, 51, 52, 53 |  Region 16 | 27 |
|  Region 8 | 17, 18, 21, 22, 25 |  Region 17 | 26 |
|  Region 9 | 19, 20, 23, 24, 28 |  Region 18 | 27 |
|  Region 10 | 33, 37 |  Retired | 9, 10, 13, 14, 15, R |

 Visitor Seating